

FORKLIFT SAFETY TIPS




Safety Clothing and Training

Only operators who have completed the forklift operation skill training may operate the forklift. Wear designated work clothes and protective devices.



Pre-Operational Inspection

Inspect the forklift before starting work and inform the supervisor immediately if there are problems. Contact your dealer for repairs or modifications.




Fasten Seat Belt

Fasten your seat belt before operating the forklift.




Keep Within Speed Limit

Always operate the forklift at a speed that is appropriate for the environment. Observe the work site rules and operate the forklift safely.




Avoid Hazards

Do not drive over objects such as pieces of wood scattered on the ground. Doing so could cause the load to shift or the operator to lose control.



Unstable Load

Stack the load on the pallets and skids safely and properly. Use prevention measures such as ropes or binders if required. Do not carry unstable loads.



Don't Use Fork Tips

Do not use the tip of the forks as a lever to raise a heavy load. Do not push a load with the top of the forks, and do not use the tilt cylinder to pull a load.




Use Suitable Pallets

Use pallets and skids that can withstand the weight of the load. Do not use damaged, deformed or decayed pallets and skids.



Use Helper in Narrow Spaces

Operator should predetermine signals with helper. The forklift operator must maintain sight of and follow signals given by the helper at all times.



Look Left and Right and Sound Horn

If the view is obstructed, always stop, sound horn and look left and right before proceeding.



Keep Forks Low

Do not travel with the forks higher than a foot from the floor, and never travel or turn with the forks in an elevated position or tilted forward.



Clear Visibility

If visibility is obstructed, a lookout helper may be required. Drive carefully when backing. Always look in the direction of travel.



No Riders

A forklift is built for only one person. It is dangerous for anyone to ride anywhere on the forklift except in designated seating areas.




No Hands On Mast

Do not place hands or feet on the cross members of the mast. Your hand may be injured if the mast is lowered while your hand is on it.




Slow Down When Turning

Travel slowly when turning. Forklifts can tip over even at very slow speeds. The combination of speed and the sharpness of a turn can cause a tip over.



Special Care for Special Loads

Take special care when carrying a long or wide load. Turn and work slowly to prevent the load from shifting. Make sure the load is balanced.




Watch Height

Be careful of the height of the upper part of the forklift when entering or exiting buildings.




Too Heavy

Do not operate with a load that exceeds the lifting capacity.



Eye Contact

Operators shall make eye contact with a pedestrian(s) whenever the pedestrian has to walk past, in front, or behind the forklift or other mobile equipment being operated.



Hand Signals

Operators shall allow safe clearance and use "STOP" and "GO AHEAD" hand signals to communicate who will proceed first and will stop at all intersections where a pedestrian is present. "Wait for a Wave" from the pedestrian before proceeding.



Maintain Brake Contact

Operators shall maintain contact with the brake pedal of the forklift or other mobile equipment being operated when approaching a pedestrian, intersection or blind corner.



Pedestrian Only

Operators shall not operate any forklift or other mobile equipment in a designated "Pedestrian Only" aisle or dedicated pedestrian walkway.




Stop to Speak

Operators that stop a forklift or other mobile equipment to speak to a pedestrian must abide by the "2-Foot Rule." This rule requires an operator to maintain a minimum distance of 2 feet (or outstretched arm's length) between the forklift or other mobile equipment and the pedestrian they are speaking to.



**STRONG PARTNERS.
TOUGH TRUCKS.™**

Visit us online at www.hyster.com

Hyster, , and STRONG PARTNERS. TOUGHTRUCKS. are trademarks, service marks, or registered marks in the United States and certain other jurisdictions. ©Hyster Company 2016. All Rights Reserved. Hyster® products are subject to change without notice. 899183-10/2016

**BEST-IN-CLASS
OPERATOR TRAINING**